

XGW9-12、24 Outdoor AC Metal-clad Switching Station

Summary

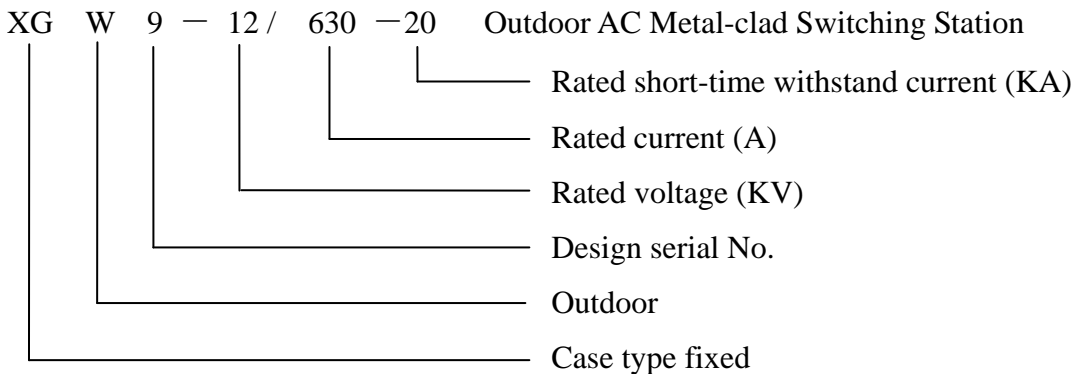
XGW9-12/24 Outdoor AC Metal-clad Switching Station
 XGW9-12 is 50Hz three-phase AC HV distribution equipment, mainly for 12kV secondary power distribution for the control, subsection, reconstitution and protection of the circuit. Particularly applicable to urban residential areas, production and power supply, large public buildings, open and shut, industrial and commercial areas, rural townships and other power supply load, high density areas.



Ambient Condition

- 1 Environmental air temperature: $-40^{\circ}\text{C} \sim +40^{\circ}\text{C}$;
- 2 Altitude $\leq 1500\text{m}$;
- 3 Ambient humidity: monthly mean relative humidity $\leq 90\%$, daily mean relative humidity $\leq 95\%$;
- 4 Saturated vapor pressure: daily mean relative humidity $\leq 2.2 \times 10^{-3}\text{MPa}$, monthly mean relative humidity $\leq 1.8 \times 10^{-3}\text{MPa}$;
- 5 The earthquake intensity is not exceeding 8 degree.
- 6 Installation site: without fire risk, explosion hazard, heavy pollution, chemical corrosion and violent vibration;

Model



Technical Parameters

No.	Item		Unit	Technical parameters			
				V unit	C unit	F unit	D unit
1	Rated voltage		kV	12			
2	Rated frequency		Hz	50			
3	Rated current		A	630	630	125	630
4	Rated short circuit breaking current		kA	20		31.5	
5	Rated short circuit making current		kA	50	50	80	
6	Rated transfer current		kA			1.7	
7	Rated earth fault breaking current		A		30		
8	Rated short-time withstand current & duration	Main loop (4S)	kA	20	20		20
		Earthing switch & ground loop (2S)		20	20		20
		Ground loop (2S)		17.4	17.3		17.3
9	Rated peak withstand current	Main loop	kA	50	50		50
		Earthing switch & ground loop		50	50		50
		Ground loop		43.5	43.3		17.3
10	Insulation test (fracture /earthing)	1min P.F withstand voltage (fracture /earthing)	kV	48/42			
		Lightning impulse (fracture /earthing) (peak)	kV	85/75			
11	Main loop resistance		$\mu \Omega$	<120	<120	<550	<50
12	Mechanical life		time	10000	10000	10000	
13	Working air pressure		MP	0.02-0.04			
14	Protection grade: enclosure / air tank			IP4X/IP67			
15	Outline dimension(W×D×H)		mm	425×797 ×1473	425×797 ×1473	425×850 ×1473	425×797 ×1473

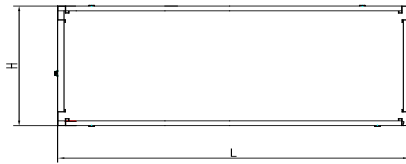
Main Structure

1. It has the characteristics of compact structure, safe and reliable, long life, maintenance free;
2. All the live parts are insulation package, non exposed parts, avoid to discharge between phases;
3. The product is all-insulation, all-shielding, maintenance free structure without external pollutants and metal lap effect;
4. Modular assembly design, easy for circuit expansion, unit replacement and scheme changes;

5. The product is equipped with spring operating mechanism, with the functions of manual operation, electric operation, reserve distribution automation interface.

Installation Dimension

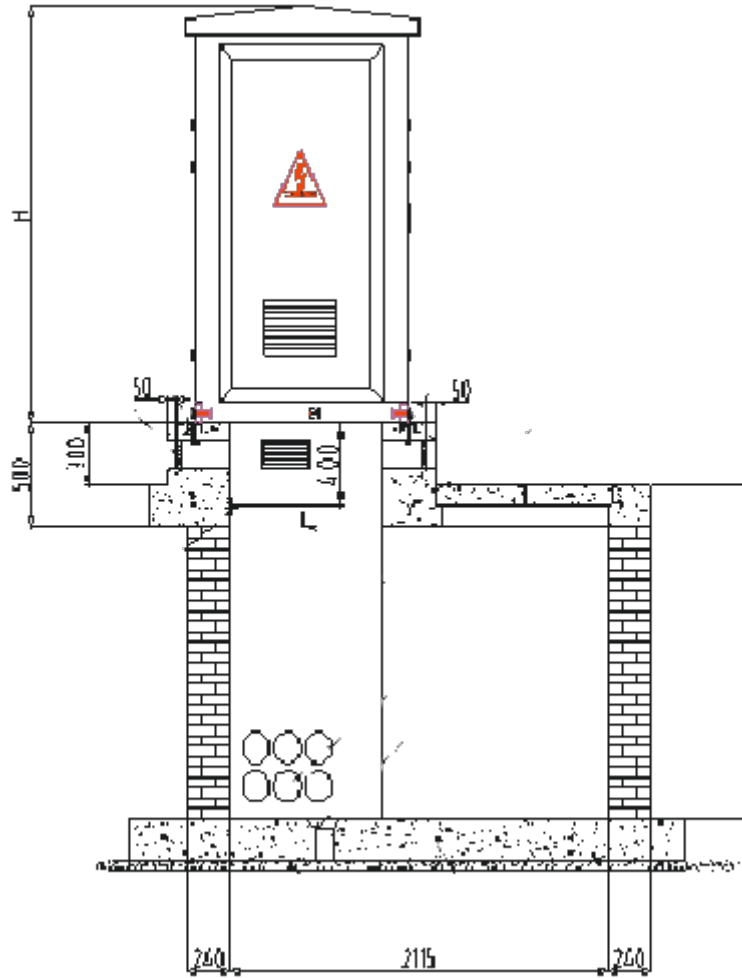
The construction of the installation foundation shall comply with the relevant provisions in the ‘Technical Specifications for Construction & Acceptance of Power Construction’. The equipment unit is at least 1000mm above the wall surface. The installation basic dimensions as shown below.



Vertical view of Basic box iron

Loop	W	D	H
3 loop+PT+meter cabinet	2525	1200	2400
4 loop+PT+meter cabinet	2900		
5 loop+PT+meter cabinet	3275		
6 loop+PT+meter cabinet	3650		
3 loop+PT	1780	1050	
4 loop+PT	2105		
5 loop+PT	2430		
6 loop+PT	2755		
3 loop (manual)	1425	1050	1880
4 loop (manual)	1800		
5 loop (manual)	2175		
6 loop (manual)	2550		

Note: The above data is for reference only, unit mm.



To ensure the installation quality of the foundation construction, the outdoor housing base installation requirements are 5mm/m., check whether all fastening bolts are loose or not, and whether the wiring is reliable.